



HIGGINS CUSTOM
— DOOR DESIGNS —



THE RELIANT SERIES

VERTICAL FLAT PANEL | IVAN | 16-LITE | CUSTOM COLOR

SETTING THE STANDARD

The Reliant Series from Higgins Custom Door Designs is the future for custom carriage house doors with a truly maintenance-free overlay paired with a world-class steel door and backed by an industry leading warranty.

QUALITY

From The Ground Up

STYLE:


The Reliant Series features a full composite overlay built from LP Smart Siding® in 4 standard panel options and 5 standard trim style options which is finished in your choice of custom color or our 17 TimberTones dual-tone colors! Don't see the door of your dreams? Just ask us about custom designs today!

CONSTRUCTION:

LP Smart Siding® is an engineered wood material and our choice to build the perfect overlay with. Engineered wood is more flexible and less prone to breakage compared to other composite materials which means a higher durability with extreme weather and temperature changes.


The LP Smart Siding® is finished with the highest quality paint for pre-finishing available and secured by thoroughly tested fastening methods. The industrial wood coating used is up to 1.71 times thicker (dry film thickness) and 2 times more resistant to color change than the leading competitor.

Built upon an 1-3/4" thick, polyurethane insulated (16.4 R-Value), sandwich-steel, commercial door with extremely heavy-duty hardware, you can be sure that your Reliant Series door will provide beauty and dependability for years to come.



4" GROOVED PANEL | ASHER | ARCHED TOP
CUSTOM COLOR

Carriage house doors
with the strength of
steel, and the beauty
of wood without the
maintenance of
traditional wood doors
or other overlay
products on the
market today!



- 1] FULL CUSTOM LP SMART SIDING OVERLAY, 1" THICKNESS
- 2] CHOICE OF BASE PANEL [HORIZONTAL FLAT PANEL SHOWN]
- 3] YOUR CHOICE OF CUSTOM TRIM DESIGN [IVAN SHOWN]
- 4] CUSTOM PAINT COLORS INCLUDING 17 TIMBERTONES DUAL-TONE COLORS [COFFEE TIMBERTONES SHOWN]
- 5] HEAVY DUTY | 1-3/4" THICK | COMMERCIAL BASE SECTION
- 6] POLYURETHANE INSULATION FOR 16.4 R-VALUE

OUR HERITAGE

The Reliant Series is built upon the partnership of two companies:

NATIONAL PREFINISH:

Specializing in pre-finished SmartSiding®, NPF is the superior choice when it comes to providing and applying, not only the overlay material, but also the highest-quality finished paint that gives the Reliant Series the leading warranty for overlay products. Through rigorous internal and third-party testing, NPF has verified the best application materials and methods of the overlay to the base steel door ensuring that the Reliant Series lives up to its name!

NPF's expert craftsmen and design studio are here to handcraft your Reliant Series door to the highest standards there are.

Want to match your siding or trim with your Reliant Series? Give us a call today and give your home a complete package!

HCDD have thoroughly field tested the door components and system for horizontal deflection, balance weight, smoothness, and door engineering to provide the full package.

HCDD also provides the logistics to safeguard your Reliant Series in transit to your local door dealer. With HCDD trucks and drivers, your door is handled with the utmost care from start to finish. Why risk your custom-made Reliant series with LTL and other shipping options?

HIGGINS CUSTOM DOOR DESIGNS:

Led by a second generation, certified Master Door Technician, HCDD provides the Reliant Series the best steel base door and hardware that you should expect to see with a custom door solution. Where other competitor overlay door manufacturers cut corners, HCDD sets the standard. Check out our chart on the next page to see how we compare to others!



HORIZONTAL FLAT PANEL | XAVIER | 12-LITE
CINNAMON STICK TIMBERTONES



OUR PARTNERSHIP:

The partnership of NPF and HCDD gives you the peace of mind that all the components of your door are in the best possible hands at all times. Two leaders of their respective industries coming together means your Reliant Series is truly the pinnacle for custom carriage house doors.

HOW DOES THE RELIANT SERIES STACK UP?

CHECK OUT HOW THE RELIANT SERIES COMPARES TO OTHER OVERLAY DOORS ACROSS THE INDUSTRY!

	RELIANT SERIES	COMPETITOR #1	COMPETITOR #2	COMPETITOR #3
OVERLAY	Full Wood Composite	Partial Polyurethane	Partial Polyurethane	Partial Wood Composite
SECTIONS	1-3/4" thick polyurethane insulated 25ga exterior/26ga interior steel Full horizontal hinge reinforcement strips	1-3/8" thick polyurethane insulated 26ga exterior/ interior steel Vertical hinge reinforcement strips	2" thick polyurethane insulated 27ga exterior/ interior steel Vertical hinge reinforcement strips	2" thick polyurethane insulated 27ga exterior/ 28ga interior steel Hinge plates
STANDARD COLORS	Your Custom Color! 17 TimberTones Dual Tone colors available	8 Standard 5 Premium Woodgrain	4 Woodtones	3 Woodgrain 4 Standard Post-Paint available
EDGE STILES	16ga Double Edge Stiles standard	Single Edge Hinge with Vinyl End Cap	20ga Single Edge Stile	20ga Single Edge Stile
TRUSSING	3" Strut per section standard [18/20ga]	Varies between 2"/3" 1 to 4 struts [22/20ga]	Varies between 2"/3" 1 to 4 struts [22/20ga]	Varies between 2"/3" 1 to 4 struts [22/20ga]
ROLLERS	Precision Bearing Rollers standard [2" on 1-car, 3" on 2-car]	Standard 2" rollers	Standard 2" rollers	Standard 2" rollers
TRACK	Continuous Angle Mount Track with welded horizontal angles standard [2" on 1-car, 3" on 2-car]	Bracket mount 2" track with riveted horizontal angles	Bracket mount 2" track with riveted horizontal angles	Bracket mount 2" track with riveted horizontal angles
BOTTOM SEAL	4" Seal is standard	3" Seal is standard	3" Seal is standard	3" Seal is standard
OVERLAY WARRANTY	7/15 year finish warranty	10-year finish warranty	3-year finish warranty	5-year finish warranty

WARRANTY:

The Reliant Series' overlay features an industry leading 7-year no-fade and 15-year loss of adhesion paint limited warranty, and the base steel door features a 10-year delamination and 1-year hardware limited warranty.


SCAN ME FOR THE
FULL RELIANT SERIES
WARRANTY!




VERTICAL FLAT PANEL | XAVIER | 6-LITE | CUSTOM COLOR

DESIGN OPTIONS


CHOOSE YOUR PANEL TYPE:



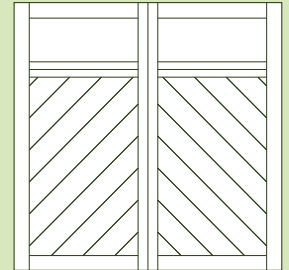
FLAT PANEL
VERTICAL OR HORIZONTAL
WOODGRAIN TEXTURE
[DEFAULT TRIM STYLE]



4" ON CENTER
GROOVED PANEL




8" ON CENTER
GROOVED PANEL




MADDIE
[A OR V DESIGN]


CHOOSE YOUR DESIGN:



IVAN




VANCE



ASHER



DOUBLE IVAN
8" GROOVED PANEL
12-LITE | CUSTOM COLOR



XAVIER




MADDIE PANEL
NO LITE
OYSTER SHELL TIMBERTONES



DON'T SEE THE DESIGN OF YOUR DREAMS? CONTACT US AND WE'LL GET TO WORK
ON GETTING YOU YOUR CUSTOM DOOR DESIGN!

CHOOSE YOUR WINDOW STYLE:



CHOOSE YOUR COLOR:

TIMBERTONES:

OR, provide us with any Sherwin Williams color number to get your Reliant Series door in the color of your dreams! Two-tone doors are also available with trim and panels in different colors.

*Colors shown are for reference only and not indicative of final production color.

Ask your authorized dealer for sample colors!



When it comes to the REAL front door, you want the confidence that your garage door has the strength and sturdiness to last. The Reliant Series delivers on all fronts!



HORIZONTAL FLAT PANEL | XAVIER | 16-LITE ARCHED ENDS
DEEP MAHOGANY TIMBERTONES

FINISHING TOUCHES

CHOOSE YOUR GLASS:



CLEAR



GRAY LITE II



SOLAR BRONZE



SOLAR GRAY




AQUATEX



OBSCURE



RAIN



WHITE SATIN



4" GROOVED PANEL | ASHER | ARCHED 16-LITE | CUSTOM COLOR



Check out all of the decorative hardware options available here!

Elevate your Reliant Series with several hardware set options! From black to bronze, smooth texture or hammered finish, we have the right set to give your door the finishing touch!



The Reliant Series is made by professional craftsmen and garage door experts. Your door is installed by our network of experienced installers letting you rest assured that your investment stands the test of time!



PAIR YOUR RELIANT SERIES with a SOMMER operator!

SOMMER is one of Europe's leading garage door operator manufacturers and are proud to offer their product in the North American market.

The SOMMER 2080 evo+ operator is the operator of choice for any Reliant Series door due to its ability to lift up to 1,100 pounds. Thoroughly tested by HCDD on the Reliant Series, no other operator comes close to the smoothness and softness of the SOMMER 2080.

Accessories such as keypads, internet connectivity, battery backup, additional LED lighting, and cameras, are all available to add to this already impressive unit.

In addition, the SOMMER 2080 evo+ comes with a 6-year general, 2-year accessory, and lifetime motor warranty.



855-BUY-HCDD
855-289-4233



WWW.HIGGINSCUSTOMDOOR.COM
SALES@HIGGINSCUSTOMDOOR.COM

